



**TABC**

**Special Three-Day Wine and Beer Permit (SB)**

**Know your responsibilities for a**



**Special Three-Day Wine  
and Beer Permit (SB)**



# TABC

# Special Three-Day Wine and Beer Permit (SB)

## The Temporary Permit

The holder of a Special Three-Day Wine and Beer Permit (SB) is authorized to sell beer, ale, malt liquor and wine up to 14% or 17% alcohol by volume to the consumer for consumption on or off the premises.

- The percentage of alcohol by volume allowed is determined by the [local option election](#) held covering the area where the temporary function is held.
- The issuance of a temporary license may require pre-approval by local law enforcement authorities along with city and county governmental entities. Control issues related to an outdoor venue or festival will need to be addressed with the [local TABC Office](#).

***You nor any of your employees (paid or volunteer) may possess or consume any alcoholic beverage you are not authorized to sell.***



# TABC

# Special Three-Day Wine and Beer Permit (SB)

## Purchasing Alcoholic Beverages

**Malt Liquor, Ale, and Wine** must be purchased from a wholesaler (W, X, LX)

Beer may only be purchased from a beer distributor (BB, BD, BC) and must be paid for on or before delivery.

### **IMPORTANT:**

- Consult with agency personnel before purchasing wine for the function.
- You may not purchase or acquire beer from another retailer.
- You can only sell product you have legally purchased and may not sell donated product.
- No unused alcoholic beverages may be returned to the supplier.



# TABC

# Special Three-Day Wine and Beer Permit (SB)

## Hours

**Alcohol beverages may be sold, served and consumed during the following hours:**

- 7:00 A.M. to 12:00 Midnight, Monday through Saturday
- 12:00 Midnight to 1:00 A.M., Sunday
- 12:00 Noon to 12:00 Midnight, Sunday (Alcoholic beverages may be sold beginning at 10:00 A.M. on Sunday, if the alcoholic beverages are served during the service of food to the customer or if a festival, fair, concert, or sports venue)

If you are in an area that is legal for extended hours, you may continue to sell or serve those alcoholic beverages that you are authorized to sell for on premise consumption until 2:00 A.M.



## Selling to Minors

### **No one under 21 years of age**

- May purchase or be given alcoholic beverages by you or your employees.
- May consume alcoholic beverages on your premises unless they are in the visible presence of their adult parent(s), legal age spouse, or court appointed guardian.

The only defense in the code against a charge of selling an alcoholic beverage to a minor, making an alcoholic beverage available to a minor, or allowing a minor to illegally possess or consume an alcoholic beverage states a person who sells a minor an alcoholic beverage does not commit an offense if the minor falsely represents himself to be 21 years old or older by displaying an apparently valid proof of identification that contains a physical description and photograph consistent with the minor's appearance, purports to establish that the minor is 21 years of age or older, and was issued by a governmental agency.

***The proof of identification may include a driver's license or identification card issued by the Department of Public Safety, a passport, or military identification card.***



# TABC

# Special Three-Day Wine and Beer Permit (SB)

## **Sale to an Intoxicated Person**

You may not sell, serve, or deliver an alcoholic beverage to an intoxicated person.

**IMPORTANT!**

***Your permit/license can be suspended or cancelled for the sale, service or delivery of an alcoholic beverage to an intoxicated person.***



# TABC

# Special Three-Day Wine and Beer Permit (SB)

## Reporting Disturbances

**You and your employees are responsible for the supervision of all persons permitted on the licensed premises.**

At the first sign of argument or trouble between your customers, you should require those customers involved to immediately leave the premises.

If necessary, call the local law enforcement authority to have them removed. If a breach of the peace (a disturbance, fight or other violent act) occurs on your premises between any customer and/or employees, you **must notify** the [local TABC office](#) as soon as possible, but not later than **five (5) calendar days after the incident**.

If a shooting, stabbing or murder, or an incident involving serious bodily injury occurs on the licensed premise, you must notify the [local TABC office](#) not later than **24 hours** from the time of the incident.



# TABC

# Special Three-Day Wine and Beer Permit (SB)

## Inspections

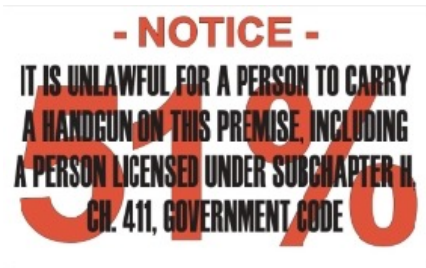
Any authorized representative of the Texas Alcoholic Beverage Commission or any other peace officer has the right and authority to enter your premise and make an inspection of your entire premises for violation of the Texas Alcoholic Beverage Code/Rules.





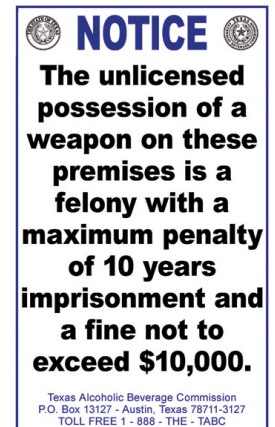
## Signs

The commission will determine which sign you must post at your establishment from information provided on your original application, as well as your renewal applications. These [signs](#) are available from the Texas Alcoholic Beverage Commission at no charge, or you can choose to have the sign made as long as the sign meets the below size/word requirements.





**WEAPONS WARNING SIGN – RED 51%** – Required if you do not also hold a Food and Beverage Certificate issued by this agency and if over 51% of the gross receipts at the licensed premises are derived from alcoholic beverages.

**WEAPONS WARNING SIGN – BLUE** – You are required to post a sign at each entrance of your licensed premises informing persons that the unlicensed possession of a weapon on the premises is a felony. The sign will be provided to you at no charge from the Texas Alcoholic Beverage Commission.





## Signs

 **HEALTH RISK WARNING SIGN** 

- Drinking any type of alcohol while pregnant can hurt your baby's brain, heart, kidneys and other organs and can cause birth defects.
- The safest choice is not to drink at all when you are pregnant or trying to become pregnant.
- **If you might be pregnant, think before you drink.**

---



**AVISO SOBRE RIESGOS DE SALUD**

- Beber cualquier tipo de alcohol cuando está embarazada puede hacerles daño al cerebro, al corazón a los riñones y a otros órganos de su bebé y puede causar defectos de nacimiento.
- Lo más seguro es no beber nada de alcohol cuando está intentando quedar embarazada o ya lo está.
- **Si es posible que esté embarazada, piénselo antes de beber.**

For more information on birth defects go to: [www.dshs.state.tx.us](http://www.dshs.state.tx.us)

**HEALTH RISK WARNING SIGN** – Must be displayed in a prominent place on your premise. The sign must be in both English and Spanish. Signs are provided to you at no charge from the Texas Alcoholic Beverage Commission.

If you have a complaint about the sale or service of alcoholic beverages in this establishment, please contact the Texas Alcoholic Beverage Commission  
P.O. Box 13127  
Austin, Texas 78711-3127  
or phone 1-888-THE-TABC  
[complaints@tabc.state.tx.us](mailto:complaints@tabc.state.tx.us)

**PUBLIC INFORMATION/COMPLAINT SIGN** – Must be posted in a prominent place on your premises. The sign shall be no smaller than 6" X 3 1/2".



**TABC**

**Special Three-Day Wine and Beer Permit (SB)**

**Congratulations!**



# TABC

# Special Three-Day Wine and Beer Permit (SB)

## Certificate of Completion

**This certifies that:**

Name: \_\_\_\_\_

**Has successfully completed the Responsibilities Course for a Special Three-Day Wine and Beer Permit (SB) offered by the Texas Alcoholic Beverage Commission.**

Business Trade Name: \_\_\_\_\_

Business Location Address: \_\_\_\_\_

Check this box if you would like additional information in regards to your responsibilities.

**By signing this certificate you acknowledge that you have completed the Responsibilities Course for a Special Three-Day Wine and Beer Permit (SB).**

\_\_\_\_\_  
Applicant Signature/Title/Position

\_\_\_\_\_  
Date

Press the Print button to print your Certificate of Completion. After the print dialogue box opens, change "Pages to Print" from "All" to "page 12" to print your certificate.